

Additions and Corrections

1965, Volume 8

John C. Howard, Michael C. Lin, Patricia Matthews, and Sam A. Singal: Monothiophenyl Malonate.

Page 888. In column 2, line 22, $\epsilon_{237}^{\text{CH}_3\text{CN}}$ 4200 should read $\epsilon_{237}^{\text{CH}_3\text{CN}}$ 5700.

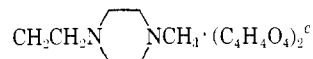
1966, Volume 9

Arthur C. Glasser and Richard M. Doughty: 3-Substituted 2-Thiohydouracils. Synthesis and Antitubercular and Antineoplastic Activities.

Page 351: In the title, Antitubercular should read Antituberculous. In column 2, the second arrow should read $\xrightarrow[\text{PPA}]{-\text{H}_2\text{O}}$.

Harman S. Lowrie: 3-Phenyleinnolines. I. Some Reactions and Derivatives of 3-Phenyleinnoline-4-carboxylic Acids.

Page 667. In Table VI, R for compound no. 2 should read



T. S. Osdene, Arthur A. Santilli, Lee E. McCardle, and Marvin E. Rosenthale: Pteridinecarboxamide Diuretics. I. Reaction of 4,6-Diamino-5-nitrosopyrimidines with Substituted Malonamides.

Page 697. In Scheme I the reagent used for transforming III to IIa is SOCl_2 not SO_2Cl_2 . In the last line of paragraph 2, 4-amino-5-nitrosopyridines should read 4-amino-5-nitrosopyrimidines.

N. B. Chapman, K. Clarke, and B. Iddon: Some Indole and Benzo[b]thiophene Derivatives. Synthesis and Pharmacology.

Page 822. In Table V, footnote *a* should read: Taken from K. Hellman, P. G. Marshall, and S. Stayt, *Biochem. Pharmacol.*, **16**, 681 (1967).

Ernest Nicolaides and Marilyn Lipnik: Synthetic Bradykinin Analogs.

Page 958. In the second line of the Experimental Section, *m*-trifluoromethyl-DL-phenylalanine should read *m*-trifluoromethylacetyl-DL-phenylalanine.

1967, Volume 10

R. W. Kierstead, A. Faraone, and A. Boris: 16-Aza Steroids.

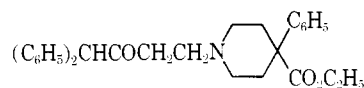
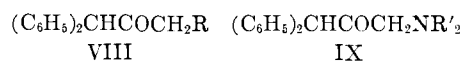
Page 178. In Chart II, the arrow between structures IX and X should be deleted.

Harry L. Yale and Marion Kalkstein: Substituted 2,3-Dihydro-4(1H)-quinazolinones. A New Class of Inhibitors of Cell Multiplication.

Page 334. In line 2 of the abstract, $\text{ED}_{50} \leq 6 \text{ mg/ml}$ should read $\text{ED}_{50} \leq 6 \mu\text{g/ml}$. In line 3, $\text{ED}_{50} = 0.1 \text{ mg/ml}$ should read $\text{ED}_{50} = 0.1 \mu\text{g/ml}$.

M. A. Davis, F. Herr, R. A. Thomas, and Marie-Paule Charest: New Psychotropic Agents. VIII. Analogs of Amitriptyline Containing the Normeperidine Group.

Page 630: Formulas VIII, IX, X, and 30 should read as follows.



30

Harold G. Nelson, Frederic J. Shelton, and William H. Wetzel: Potential Carcinostatic Agents. I. Derivatives and Analogs of 1-(2-Hydroxyethyl)-3-(4-tolyl)urea.

Page 736. The third section heading in Table I should read: (2-Chloroethyl)ureas, $\text{ArNHCONH}(\text{CH}_2)_2\text{Cl}$.